



Noise Monitoring Result

Day Time (0700 - 1900hrs on normal weekdays)

Location: M1a - Harbour Road Sports Centre

Date	Time	Weather	Measurement Noise Level			Baseline Level	Construction Noise Level	Limit Level
			Leq	L10	L90	Leq	Leq	Leq
Unit: dB(A), (30-min)								
28/09/10	13:15	Sunny	72.0	74.9	67.1	69.2	69	75
05/10/10	11:22	Cloudy	71.2	73.8	66.0	69.2	67	75
12/10/10	11:00	Sunny	73.7	76.6	68.7	69.2	72	75
19/10/10	10:50	Fine	73.9	77.0	68.3	69.2	72	75
26/10/10	11:05	Cloudy	72.7	75.6	67.5	69.2	70	75

Location: M4b - Victoria Centre

Date	Time	Weather	Measurement Noise Level			Baseline Noise Level	Construction Noise Level	Limit Level
			Leq	L10	L90	Leq	Leq	Leq
Unit: dB(A), (30min)								
28/09/10	15:17	Sunny	74.7	76.7	71.0	-	75	75
05/10/10	14:27	Cloudy	70.3	72.1	67.9	-	70	75
12/10/10	13:55	Sunny	73.5	75.6	68.3	-	74	75
19/10/10	13:40	Fine	72.5	74.2	69.8	-	73	75
26/10/10	13:46	Cloudy	74.0	75.4	71.7	-	74	75

Location: M5b - City Garden

Date	Time	Weather	Measurement Noise Level			Baseline Level	Construction Noise Level	Limit Level
			Leq	L10	L90	Leq	Leq	Leq
Unit: dB(A), (30min)								
28/09/10	16:52	Sunny	68.7	70.5	66.5	-	69	75
05/10/10	15:15	Cloudy	67.5	69.4	65.4	-	68	75
12/10/10	15:31	Sunny	67.0	67.9	65.9	-	67	75
19/10/10	15:22	Fine	66.4	67.6	65.0	-	66	75
26/10/10	15:28	Cloudy	66.6	68.0	64.5	-	67	75



Noise Monitoring Result

Restricted Time (1900 - 2300 hrs on normal weekdays and 0700-2300 on holiday)

Location: M4b - Victoria Centre

Date	Time	Weather	Measurement Noise Level			Average Noise Level	Baseline Noise Level	Construction Noise Level	Limit Level
			Leq	L10	L90	Leq	Leq	Leq	Leq
Unit: dB(A), (5-min)									
01/10/10	15:15	Sunny	66.8	68.8	63.3	66.3	-	66	70
	15:21		66.0	67.8	63.7				
	15:27		66.0	67.6	63.7				
05/10/10	20:02	Cloudy	65.2	66.8	62.9	65.4	-	65	70
	20:09		65.2	66.7	63.2				
	20:15		65.8	67.4	63.4				
16/10/10	11:11	Fine	66.7	68.2	64.9	66.6	-	67	70
	11:16		66.8	67.9	64.5				
	11:21		66.3	67.8	64.2				
19/10/10	20:03	Fine	66.7	68.2	64.0	66.9	-	67	70
	20:08		66.5	67.9	64.6				
	20:13		67.6	68.2	64.6				
26/10/10	20:11	Fine	66.7	67.9	65.1	66.8	-	67	70
	20:16		67.0	68.6	64.7				
	20:22		66.7	68.1	65.0				

Location: M5b - City Garden

Date	Time	Weather	Measurement Noise Level			Average Noise Level	Baseline Level	Construction Noise Level	Limit Level
			Leq	L10	L90	Leq	Leq	Leq	Leq
Unit: dB(A), (5-min)									
01/10/10	15:54	Sunny	67.0	68.2	65.6	66.7	-	67	70
	16:00		66.7	67.9	65.5				
	16:06		66.5	67.4	65.4				
05/10/10	20:40	Cloudy	67.9	68.9	66.5	67.8	-	68	70
	20:46		68.1	69.1	66.0				
	20:52		67.5	68.8	65.9				
16/10/10	11:43	Fine	69.6	70.8	67.9	68.8	-	69	70
	11:48		69.5	70.7	66.2				
	11:53		67.4	68.3	65.7				
19/10/10	20:36	Fine	66.0	67.0	64.6	66.1	-	66	70
	20:41		66.3	67.1	65.2				
	20:46		66.1	67.2	64.8				
26/10/10	20:53	Fine	67.1	68.5	64.4	67.1	-	67	70
	20:58		67.5	68.5	65.8				
	21:05		66.7	68.0	64.3				



Noise Monitoring Result

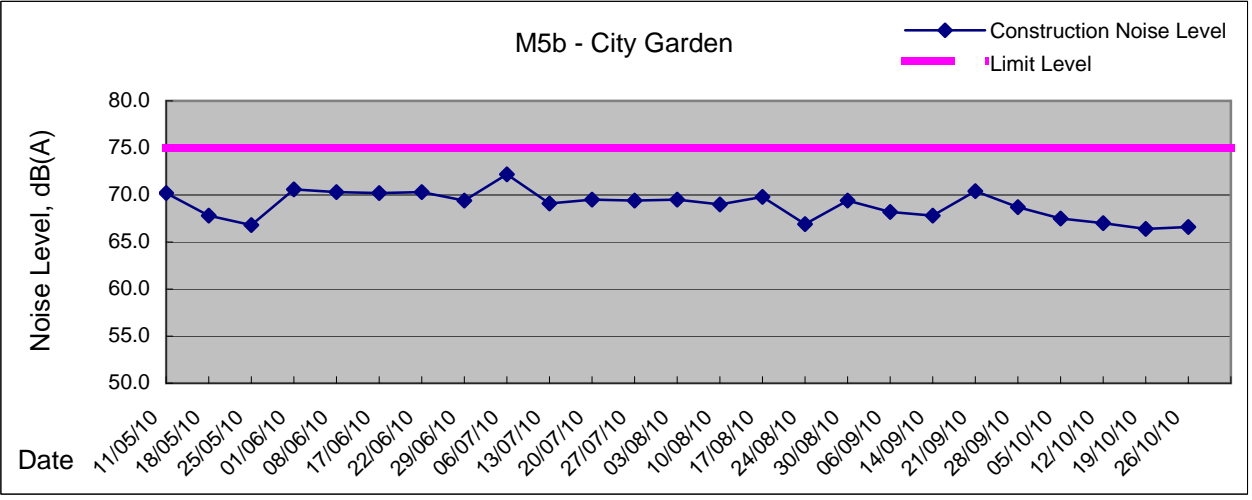
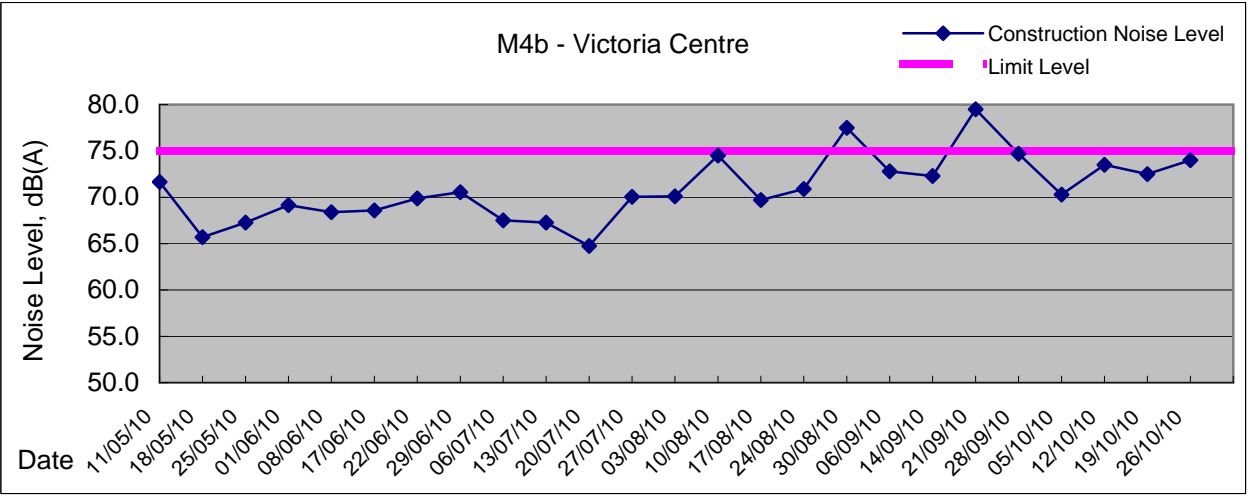
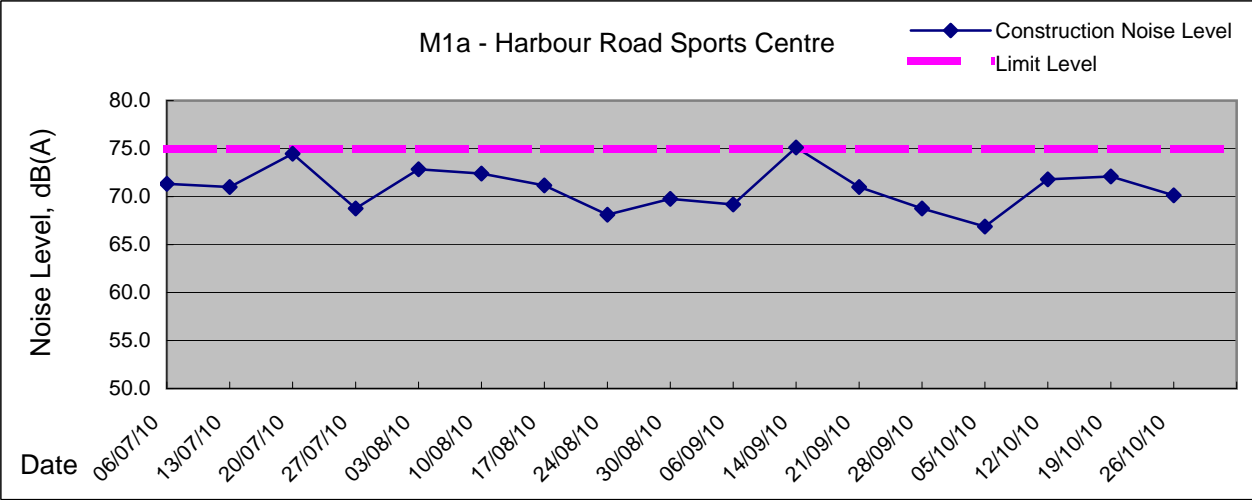
Restricted Time (1900 - 2300 hrs on normal weekdays and 0700-2300 on holiday)

Location: M1a - Harbour Road Sports Center

Date	Time	Weather	Measurement Noise Level			Average Noise Level	Baseline Level	Construction Noise Level	Limit Level
			Leq	L10	L90	Leq	Leq	Leq	Leq
Unit: dB(A), (5-min)									
01/10/10	14:19	Sunny	68.4	70.7	62.5	69.7	60.1	70	70
	14:25		71.1	73.7	64.4				
	14:31		69.5	72.0	64.3				
05/10/10	19:10	Cloudy	72.4	74.6	68.8	71.8	60.1	72	70
	19:16		70.6	72.9	67.6				
	19:22		72.4	75.0	69.1				
16/10/10	10:12	Fine	82.6	86.2	71.8	78.2	60.1	78	70
	10:17		80.0	85.4	70.9				
	10:22		72.0	73.7	69.3				
19/10/10	19:15	Fine	72.2	74.5	68.9	72.8	60.1	73	70
	19:20		73.4	76.2	68.6				
	19:25		72.7	76.3	67.8				
26/10/10	19:15	Fine	71.9	74.3	68.6	72.6	60.1	73	70
	19:20		72.9	75.9	68.0				
	19:25		73.0	75.4	69.5				



Graphic Presentation of Noise Monitoring Result
Day Time (0700 - 1900hrs on normal weekdays)



Graphic Presentation of Noise Monitoring Result

Restricted Time (1900 - 2300 hrs on normal weekdays and 0700-2300 on holiday)

